

TWIST




Perfetta per garantire la massima visibilità dei prodotti sia nei piccoli che nei grandi spazi,

Twist rappresenta il carattere giovane e dinamico di **ItalProget**.


Una tecnologia d'avanguardia per il sistema di refrigerazione e un design essenziale, pratico ed immediato, per garantire la totale operatività del Tuo locale.


*Perfect to guaranteeing the maximum visibility of food products both in small and large spaces, **Twist** represents the young and dynamic character of **Italproget**. A vanguard technology thanks to its refrigeration system and essential design which is practical and immediate so as to guarantee the total efficiency of your shop.*






 GELATO *Gelato*

 PASTICCERIA *Pastry*

 CALDO A SECCO *Dry heat*

 BAGNO MARIA *Bain marie*

TWIST GELATO *Gelato*

REFRIGERAZIONE VENTILATA
VENTILATED REFRIGERATION



CARATTERISTICHE TECNICHE *technical specifications*

Refrigerazione ventilata. Sbrinamento degli evaporatori veloce [90°] ad inversione di ciclo. Castello vetri termico alimentato elettricamente, vetro frontale apribile dal basso verso l'alto tramite pistoni.

Ventilated refrigeration. High speed [90°] automatic reverse cycle evaporators defrost. Heated glass superstructure, opening front glass via top-mounted hydraulic gas struts.



Colori / Colours

Le vetrine possono essere personalizzate nei colori RAL in commercio.
The showcase can be customized in colors according to available RAL.

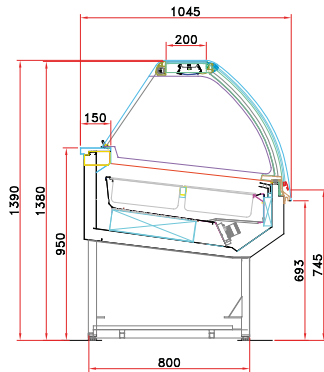
DATI TECNICI *technical details*

| MOD. | dimensioni <i>dimensions</i> | | | | imballo <i>packaging</i> | | | | temperatura prodotto vasca [EN/44 1-5] [°C] well/product temp. [EN/441-5] [°C] | potenza compressore <i>power compressor</i> | | | | | | n. classe climatica [C°/%UR] no. climate class [C°/%UR] | sbrinamento auto. elettr. <i>automatic electric defrost</i> | unità di controllo elettr. <i>electronic control unit</i> | fluido refrigerante R404A <i>R-404A refrigerant gas</i> |
|-----------------|--------------------------------------|--------------------------------------|------------------------------------|---|--------------------------------------|--------------------------------------|------------------------------------|---|---|---|-----------------------------------|--|---|-----------------------------------|--|--|--|--|--|
| | lunghezza (cm) <i>length (cm)</i> | profondità (cm) <i>depth (cm)</i> | altezza (cm) <i>height (cm)</i> | peso netto (kg) <i>net weight (kg)</i> | lunghezza (cm) <i>length (cm)</i> | profondità (cm) <i>depth (cm)</i> | altezza (cm) <i>height (cm)</i> | peso lordo (kg) <i>gross weight (kg)</i> | | trifase <i>three-phase</i> | | | monofase <i>single-phase</i> | | | | | | |
| | | | | | | | | | | tensione [V/Hz] <i>supply [V/Hz]</i> | regime (kw) <i>output (kw)</i> | sbrinamento (kw) <i>in defrost (kw)</i> | tensione [V/Hz] <i>supply [V/Hz]</i> | regime (kw) <i>output (kw)</i> | sbrinamento (kw) <i>in defrost (kw)</i> | | | | |
| Twist 12 | 112,4 | 106 | 139 | 230 | 125 | 130 | 155 | 285 | -16 / -18 | 400/3/50 | 1.3 | 2.52 | 230/1/50 | 1.51 | 2.15 | 4+[32/60] | ● | ● | ● |
| Twist 18 | 162,7 | 106 | 139 | 315 | 175 | 130 | 155 | 380 | -16 / -18 | 400/3/50 | 1.97 | 3.87 | 230/1/50 | 2.08 | 3.53 | 4+[32/60] | ● | ● | ● |
| Twist 24 | 214,4 | 106 | 139 | 380 | 225 | 130 | 155 | 470 | -16 / -18 | 400/3/50 | 2.8 | 5.1 | 230/1/50 | 2.5 | 3.8 | 4+[32/60] | ● | ● | ● |

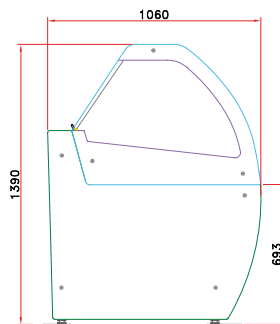


H138

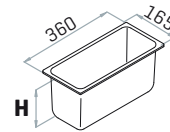
Base / Basic



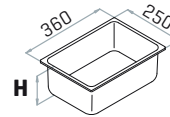
Pannellata / Panelled



Vaschette Containers

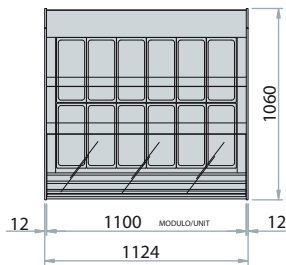


STANDARD
 H=120 [5 Lt.]
 H=150 [7 Lt.]
 H=180 [8 Lt.]

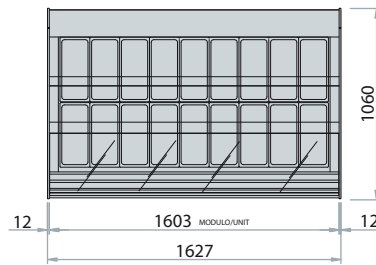


LARGE
 H=80 [7 Lt.]
 H=120 [10 Lt.]
 H=150 [12 Lt.]
 H=180 [14 Lt.]

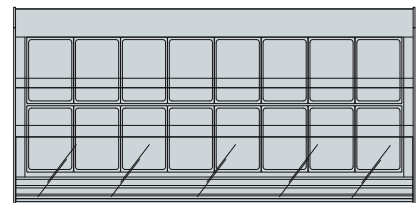
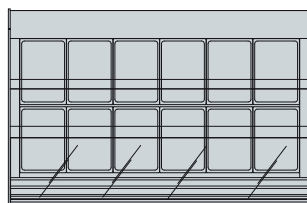
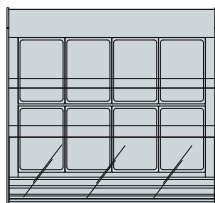
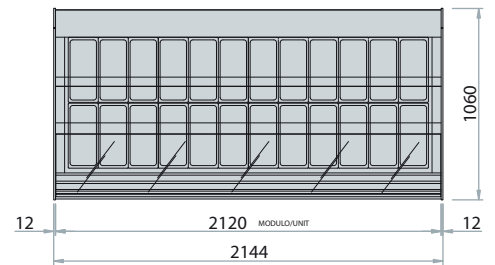
TWIST GELATO 12



TWIST GELATO 18



TWIST GELATO 24



TWIST PASTICCERIA *Pastry*



Colori / Colours

Le vetrine possono essere personalizzate nei colori RAL in commercio.
The showcase can be customized in colors according to available RAL.

DATI TECNICI technical details

| MOD. | dimensioni <i>dimensions</i> | | | | imballo <i>packaging</i> | | | | temperatura prodotto vasca [EN44]-1-5] [°C] well product temp. [EN44]-5] [°C] | potenza compressore <i>power compressor</i> | | n. classe climatica [C°/%UR] no. climate class [C°/%UR] | sbrinatorio auto. elettr. <i>automatic electric defrost</i> | unità di controllo elettr. <i>electronic control unit</i> | fluido refrigerante R404A <i>R404A refrigerant gas</i> | |
|----------------------------------|--------------------------------------|--------------------------------------|------------------------------------|---|--------------------------------------|--------------------------------------|------------------------------------|---|--|--|-----------------------------------|--|--|--|---|--|
| | lunghezza [cm] <i>length [cm]</i> | profondità [cm] <i>depth [cm]</i> | altezza [cm] <i>height [cm]</i> | peso netto [kg] <i>net weight [kg]</i> | lunghezza [cm] <i>length [cm]</i> | profondità [cm] <i>depth [cm]</i> | altezza [cm] <i>height [cm]</i> | peso lordo [kg] <i>gross weight [kg]</i> | | ermetico <i>hermetic</i> | | | | | | |
| | | | | | | | | | | tensione [V/Hz] <i>supply [V/Hz]</i> | regime [Kw] <i>output [kw]</i> | | | | | |
| ● di serie <i>standard</i> | | | | | | | | | | | | | | | | |
| Twist 110 | 112,4 | 106 | 139 | - | 125 | 130 | 155 | - | +2 / +4 | 230/1/50 | 0.66 | 4+[32/60] | ● | ● | ● | |
| Twist 160 | 162,7 | 106 | 139 | - | 175 | 130 | 155 | - | +2 / +4 | 230/1/50 | 0.85 | 4+[32/60] | ● | ● | ● | |
| Twist 200 | 214,4 | 106 | 139 | - | 225 | 130 | 155 | - | +2 / +4 | 230/1/50 | 1.1 | 4+[32/60] | ● | ● | ● | |

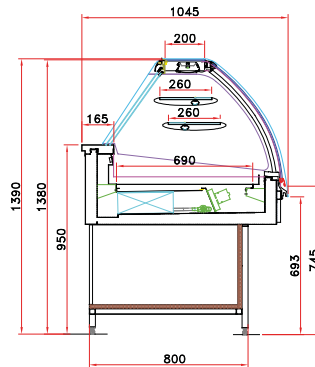


H138

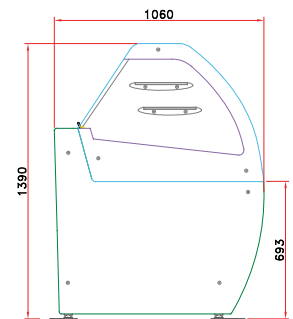


REFRIGERAZIONE CON FLUSSO SOFT
REFRIGERATED WITH SOFT FLOW SYSTEM

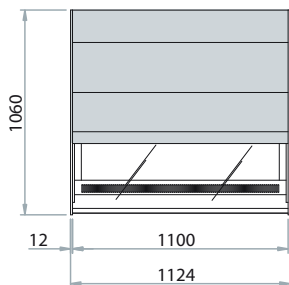
Base / Basic



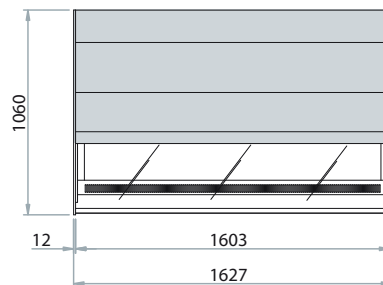
Pannellata / Panelled



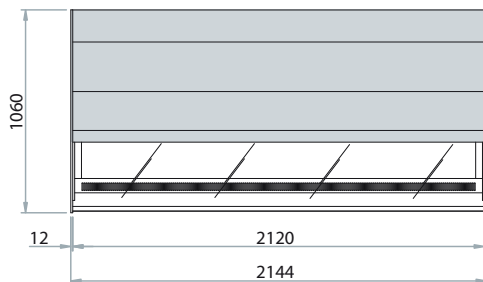
TWIST PAST 110



TWIST PAST 160



TWIST PAST 200



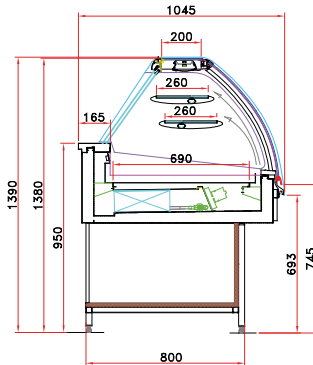
TWIST PASTICCERIA *Pastry*

H138

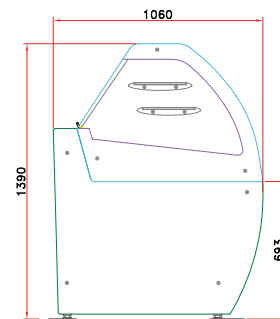


REFRIGERAZIONE VENTILATA
VENTILATED REFRIGERATION

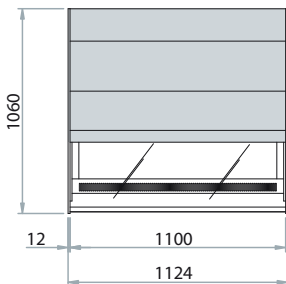
Base / Basic



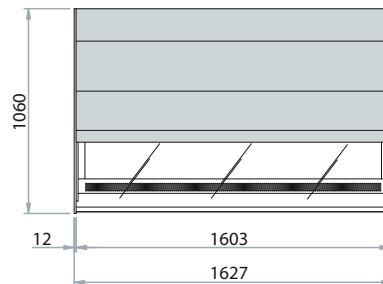
Pannellata / Panelled



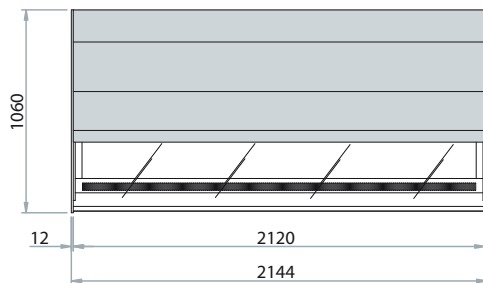
TWIST PAST 110




TWIST PAST 160



TWIST PAST 200



TWIST CALDO A SECCO *Dry heat*



Colori / Colours

Le vetrine possono essere personalizzate nei colori RAL in commercio.
The showcase can be customized in colors according to available RAL.

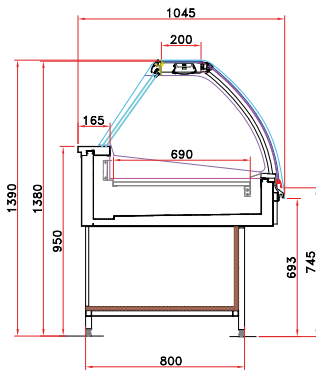
DATI TECNICI technical details

| MOD. | dimensioni <i>dimensions</i> | | | | imballo <i>packaging</i> | | | | temperatura prodotto vasca (EN441 1-5) [°C] well product temp. (EN441, -5) [°C] | resa frig. watt refrigeration power output | alimentazione elettrica power supply | potenza assorbita watt electrical power output | n. classe climatica (C°/%UR) no. climate class (C°/%UR) | unità di controllo elettr. electronic control unit |
|--------------------|--------------------------------------|--------------------------------------|------------------------------------|---|--------------------------------------|--------------------------------------|------------------------------------|---|--|---|---|---|--|---|
| | lunghezza [cm] <i>length [cm]</i> | profondità [cm] <i>depth [cm]</i> | altezza [cm] <i>height [cm]</i> | peso netto [kg] <i>net weight [kg]</i> | lunghezza [cm] <i>length [cm]</i> | profondità [cm] <i>depth [cm]</i> | altezza [cm] <i>height [cm]</i> | peso lordo [kg] <i>gross weight [kg]</i> | | | | | | |
| Twist CS110 | 112,4 | 106 | 139 | 245 | 125 | 130 | 155 | 285 | +40°C +60°C | - | 230V/50HZ+ | 0.6 | 4+[32/60] | ● |
| Twist CS160 | 162,7 | 106 | 139 | 335 | 175 | 130 | 155 | 380 | +40°C +60°C | - | 230V/50HZ+ | 1.2 | 4+[32/60] | ● |
| Twist CS200 | 214,4 | 106 | 139 | 400 | 225 | 130 | 155 | 470 | +40°C +60°C | - | 230V/50HZ+ | 1.8 | 4+[32/60] | ● |

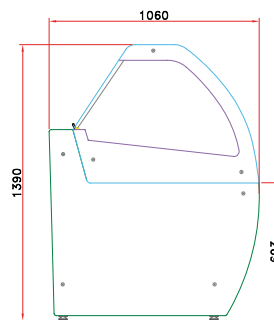


H138

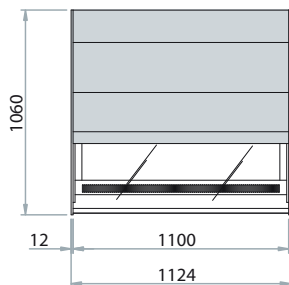
Base / Basic



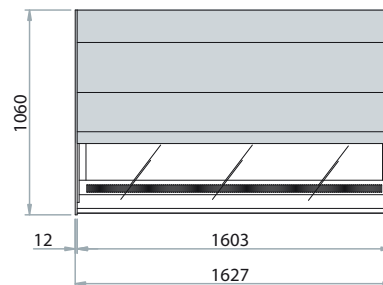
Pannellata / Panelled



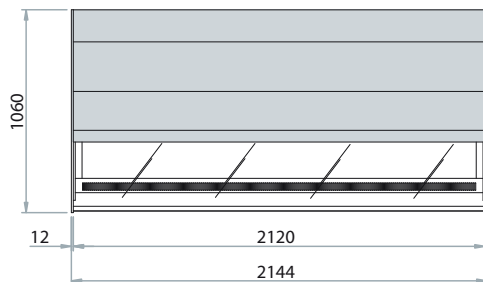
TWIST CS 110



TWIST CS 160



TWIST CS 200



TWIST BAGNO MARIA *Bain marie*



Colori / Colours

Le vetrine possono essere personalizzate nei colori RAL in commercio.
The showcase can be customized in colors according to available RAL.

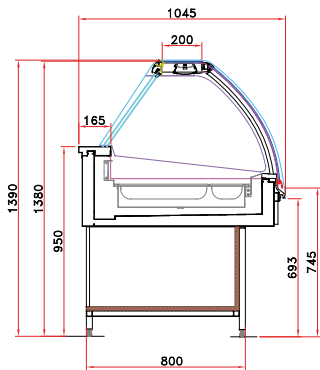
DATI TECNICI technical details

| MOD. | dimensioni <i>dimensions</i> | | | | imballo <i>packaging</i> | | | | temperatura prodotto vasca (EN44.1-5) [°C] well product temp. (EN44.1-5) [°C] | resa frig. watt refrigeration power output | alimentazione elettrica power supply | potenza assorbita watt electrical power output | n. classe climatica (C°/%)UR no. climate class (C°/%)UR | unità di controllo elettr. electronic control unit |
|--------------------|-------------------------------|-------------------------------|-----------------------------|------------------------------------|-------------------------------|-------------------------------|-----------------------------|--------------------------------------|--|---|---|---|--|---|
| | lunghezza [cm] length [cm] | profondità [cm] depth [cm] | altezza [cm] height [cm] | peso netto [kg] net weight [kg] | lunghezza [cm] length [cm] | profondità [cm] depth [cm] | altezza [cm] height [cm] | peso lordo [kg] gross weight [kg] | | | | | | |
| Twist BM110 | 112,4 | 106 | 139 | 245 | 125 | 130 | 155 | 285 | +40°C +60°C | - | 230V/50HZ+ | 1.5 | 4+[32/60] | ● |
| Twist BM160 | 162,7 | 106 | 139 | 335 | 175 | 130 | 155 | 380 | +40°C +60°C | - | 230V/50HZ+ | 2.4 | 4+[32/60] | ● |
| Twist BM200 | 214,4 | 106 | 139 | 400 | 225 | 130 | 155 | 470 | +40°C +60°C | - | 230V/50HZ+ | 3.0 | 4+[32/60] | ● |

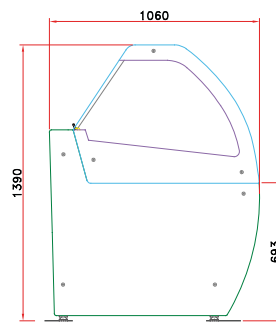


H138

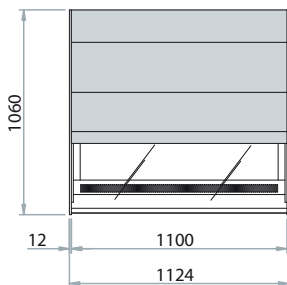
Base / Basic



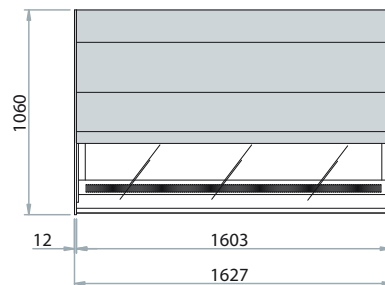
Pannellata / Panelled



TWIST BM 110



TWIST BM 160



TWIST BM 200

